

Indication of Lock Status Such as “Welcome”,
“Don’t disturb”, “Wrong card” etc.

Professional Intellingent Hotel Solution

Innovation X Fusion

Bluetooth + LCD Display is One

Bluetooth
+ LCD

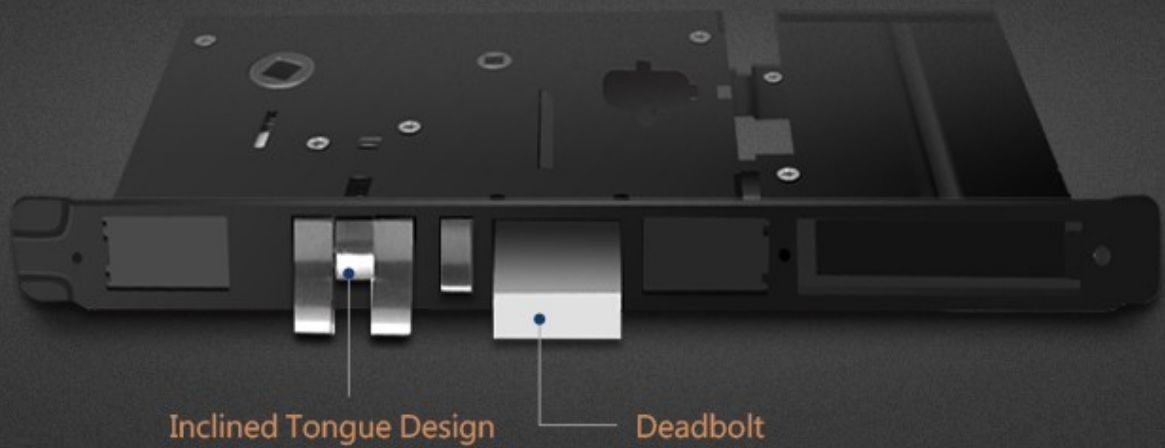
integrated
Fashion Design

Pure Stainless Steel
International electronic lock core



High Security Lock Core

The USA standard 5 Latches and its combination design with guard against latch bolt and abnormal of the latch bolt, double security
Polish surface with PVD vacuum technology and it enhances effectively the life time of the lock surface, reliable and stable.



304 Stainless Steel, 2.0mm

304 Stainless Steel Panels and Handles.

Lock Surface Color Enjoys 10 Years Warranty.

Stainless Steel Brushed, Noble and Fashion.

A brushed stainless steel door handle is shown at an angle. On the lower-left part of the handle, there is a circular inset with the text "Hidden cylinder". To the right of the handle, three diamonds of different shapes (round, pear, and oval) are arranged on a dark, reflective surface. The background is dark with faint technical drawings and lines.

**Hidden
cylinder**

800,000 Circle Test

Passed American military ANSI/BHMA A156 UL test,
last more than 800,000 circles.



E4031

12 Functional Features



Handset OBT-PP01



Support card



Emergency mechanical key



CE Certified



FCC Certified



Lost guest card



Door lock



ECO-MAX



door not close alarm



Low voltage alarm



One-Card



Channel function





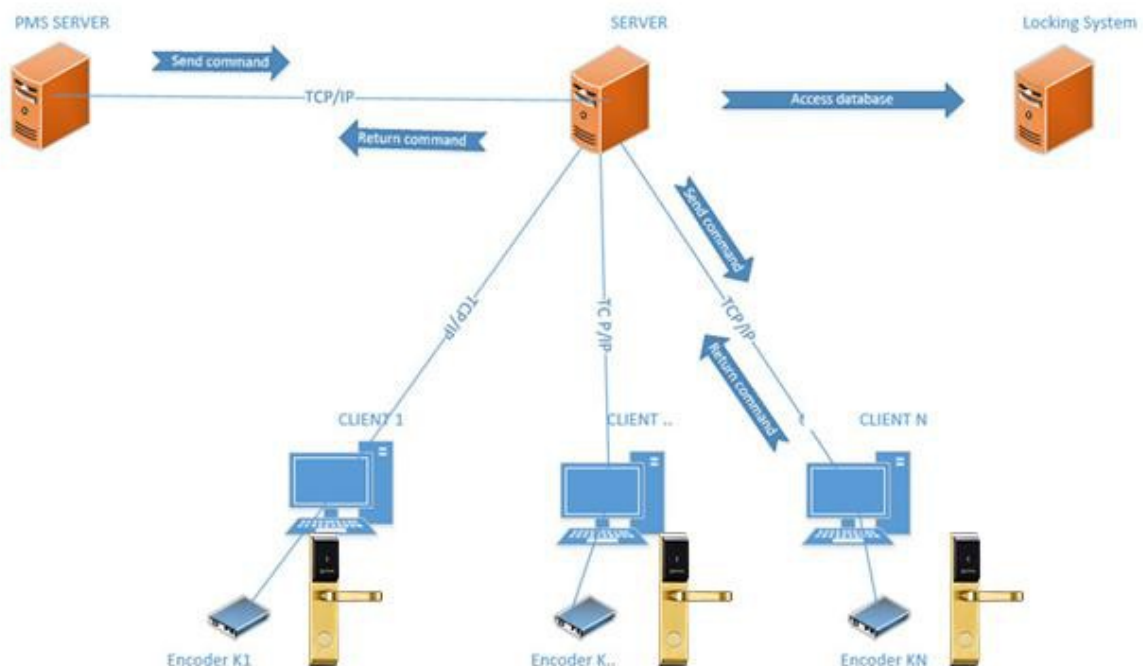
Electronic Hotel Lock

1. Standalone electronic door lock with RFID technology.
2. Compatible with Orbita Energy Saver.

Fidelio/OPERA Certificate

Locking System is Fidelio/OPERA registered, interfacing with OPERA and most of PMS.

PMS Network topology



Hotel Locking System



Handset OBT-PP01

Wireless Portable Programmer,
Helpful for Hotel Locks Management.

- program lock
- read lock clock & update clock
- read openings(64 locks, 210pcs/lock openings one time.)
- view record
- open doors(master card function, can open all locks.)

Door Opening Direction



Left Handle



Right Handle

Matters needing attention:

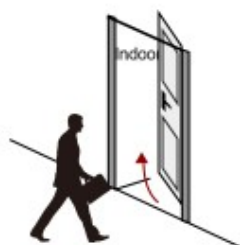
There are 4 door types as below drawing showing,
Please let us know:

1. what types of the doors?
2. how many quantity per each type?



A

Left Handle (push)



B

Right Handle (push)



C

Left Handle (pull)



D

Right Handle (pull)

A: left handle push the door to enter the room.

B: left handle pull the door to enter the room.

C: right handle push the door to enter the room.

D: right handle pull the door to enter the room.

Detailed Specifications



ArtGuard Security

The Point where Life & Science interact



Albert Plesmanweg 3A, 4462GC Goes, Nederland T:+31 113270360 E: info@artguardsecurity.eu
www.artguardsecurity.eu